

Active parent involvement is a crucial factor in students' academic achievement as it supports their success and encourages them to extend their learning at home. The support and encouragement provided by parents play a significant role in fostering student success.

## What is Schoology?

Schoology is a Learning Management System (LMS) that has beneficial tools for the students, teachers, parents, and school administrators. It is even designed for schools to provide a digital medium to enhance classroom interactions and to connect with students through sharing of information, resources, and even school files.

### Stay Informed of Your Child's Digital Learning

Schoology offers parents access to their child's course materials, assignments, assessments, and grades. This allows parents to stay informed about their child's progress and academic performance--enabling them to provide necessary support. The platform also sends notifications about upcoming assignments, due dates, and important announcements.

### Progress Monitoring

Parents are able to view their child's grades and academic progress real-time. Parents can also identify any areas of concerns or areas where their child is excelling. Having this access allows for timely interventions and targeted support to enhance their child's learning experience.

### Communication with Teachers

The platform facilitates direct communication between parents and teachers. Parents can easily reach out to teachers to discuss their child's academic needs, ask questions, or seek clarifications on any matters related to the student's education.

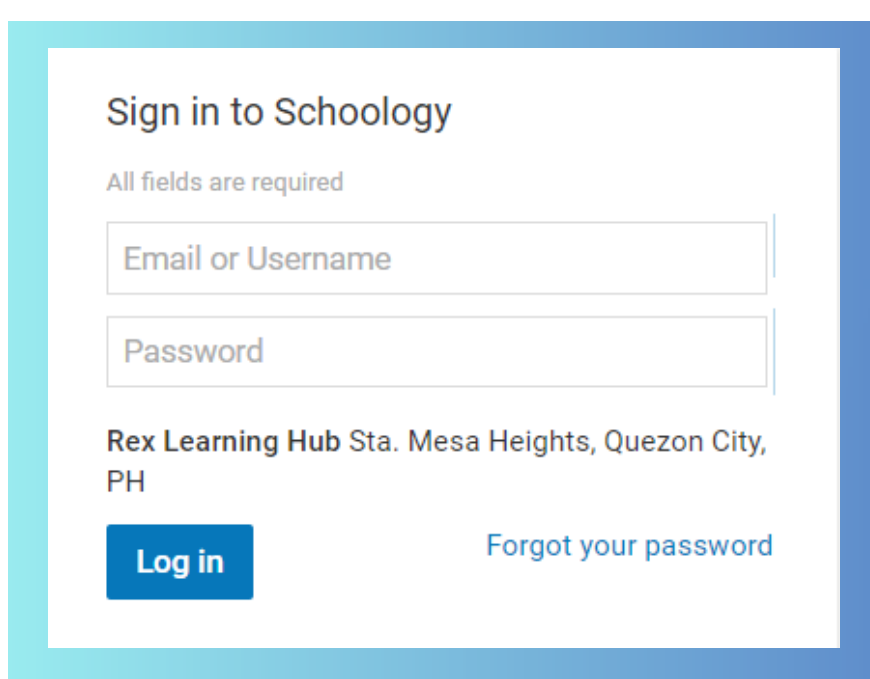
### Parent Training and Support

Rex offers parent training and support on how to effectively use Schoology. This helps parents navigate the platform confidently and make the most of its features for their child's education.

## Schoology and Digital Citizenship

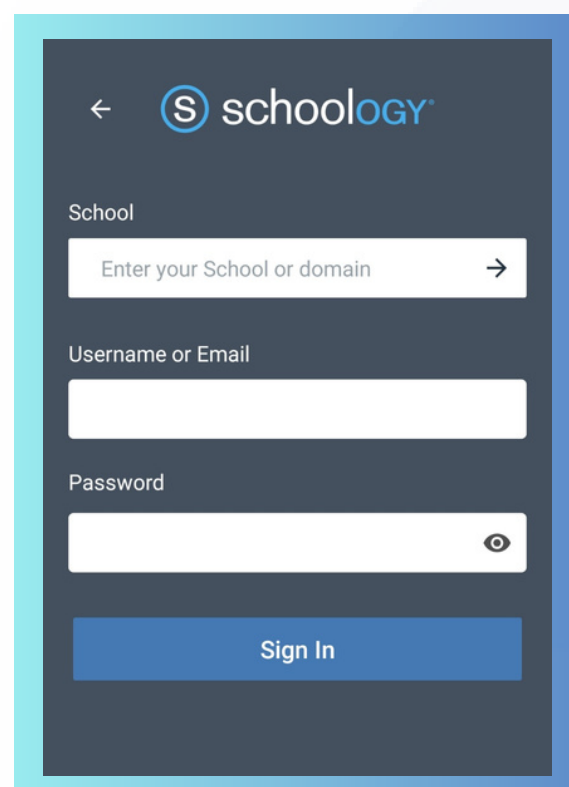
Schoology, as an educational platform, takes proactive steps to promote digital citizenship through its features and initiatives. It recognizes the importance of cultivating a safe and respectful digital environment for its users through differentiated accessibilities. By integrating the vital concepts of safety and respect, Schoology empowers students and parents to navigate the digital world responsibly.

## Logging in to Schoology



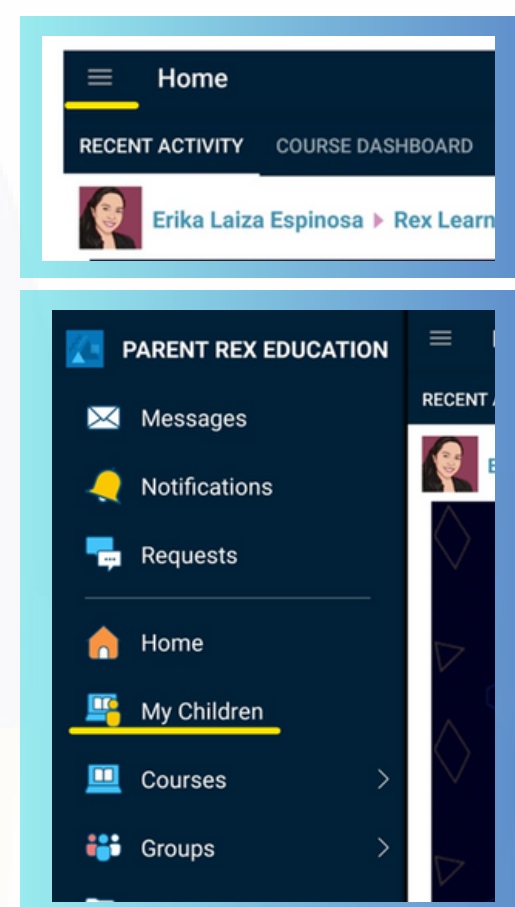
### Via Browser

1. Open a **Web Browser** (e.g., *Google Chrome, Mozilla Firefox, Safari*).
2. Type your **school's Schoology website** in the address bar.
3. Enter your login credentials.
4. Click "**Log In**".



### Via Schoology App

1. Download the Schoology application on your **Apple** or **Android** device.
2. Type your **school's Schoology website** in the School tab.
3. Enter your login credentials
4. Click "**Sign In**".



### View Your Children in the App

1. Click **More** icon beside Home.
2. Click on My Children.

Navigate any of the Courses, Groups, and Calendar of your linked student account by clicking each header.

### Supported Desktop & Mobile Browsers

- Firefox/ Internet Explorer 11+ / MS Edge/ Safari 10&11 / Google Chrome
- Windows 7 or Mac OS 10 or higher

### Schoology App

#### Android

- Download in Google Play Store
- Supports the 5 latest versions of Android.

#### iOS

- Download via App Store
- Supports the latest 3 versions of iOS.

Required Internet speed of only 512 Kbps